

Investment Policy

The Sub-Fund seeks to outperform its benchmark, the MSCI World Index Euro hedged (dividends reinvested), (the Benchmark), over a full investment cycle by investing in a portfolio of best-in-class companies which are well positioned to capitalise on favourable secular trends in their respective sectors. The Investment Manager will focus on best-in-class companies in their respective fields characterised by attractive business economics, good management teams and attractive reinvestment opportunities. The Investment Manager will select these companies when their valuation is reasonable based on his analysis. The Fund is intended for institutional and retail investors who understand and are able to bear the risks of investing in the Fund. Please refer to the fund prospectus: <https://fr.squarecapitalgroup.com/asset-management>.

MAIN RISKS

This fund presents the following inherent risks (non-exhaustive list):

- Investment involves risks, including possible loss of capital.
- The value of investments and the income derived from them may go down.
- The fund's investment objective may not be achieved.
- When a share class is denominated in a currency other than your own, fluctuations in exchange rates may have a negative effect on the value of your investment and any income generated.

A more detailed version of the risk factors that apply to the fund can be found in the prospectus.

Past performance does not predict future returns.

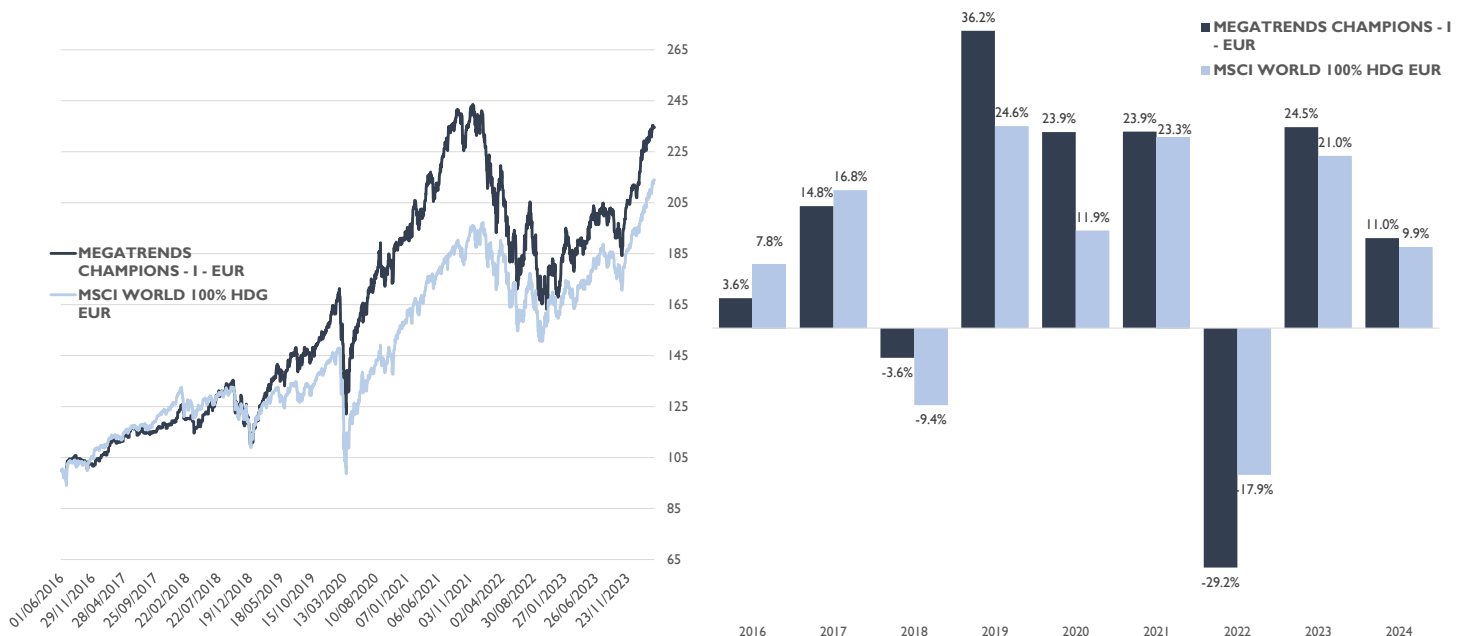
+2.40% MTD vs +3.3% index	+10.96% YTD vs +9.9% index	+134.60% ITD vs +123.3% index
-------------------------------------	--------------------------------------	---

Performances

Inception of EUR share class: 24 June 2016.

Index: MSCI WORLD 100% HDG

	Jan	Feb	Mar	Apr	May	Jun	Jul	Aug	Sep	Oct	Nov	Dec	YTD
2016						1.67%	1.98%	1.38%	-0.63%	-1.56%	-1.13%	1.95%	3.64%
2017	2.34%	4.45%	0.42%	2.00%	2.55%	-2.21%	0.73%	0.43%	0.36%	2.48%	-0.14%	0.69%	14.85%
2018	5.73%	-4.35%	-3.04%	1.50%	3.06%	2.62%	3.03%	3.58%	1.02%	-6.70%	-1.63%	-7.46%	-3.62%
2019	6.95%	4.87%	3.82%	5.88%	-4.41%	5.39%	1.92%	0.48%	0.11%	1.82%	3.59%	1.40%	36.18%
2020	3.28%	-6.27%	-9.84%	13.44%	4.50%	1.91%	4.46%	7.48%	-3.77%	-2.37%	8.87%	2.27%	23.86%
2021	-0.92%	2.50%	3.19%	6.44%	-1.63%	5.02%	4.27%	2.99%	-4.81%	3.91%	-1.29%	2.55%	23.92%
2022	-7.76%	-4.87%	1.35%	-9.21%	-1.23%	-7.55%	11.13%	-5.21%	-10.41%	2.74%	6.20%	-6.68%	-29.15%
2023	10.48%	-2.84%	4.41%	-0.27%	2.86%	2.83%	2.00%	-1.21%	-4.59%	-2.72%	9.14%	3.14%	24.46%
2024	4.87%	3.33%	2.40%										10.96%



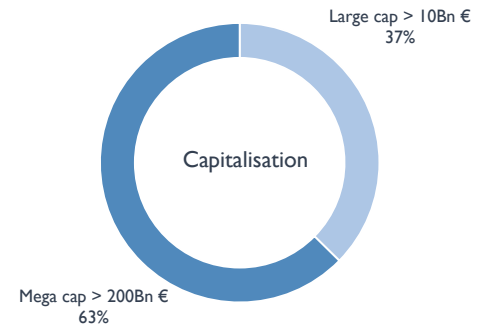
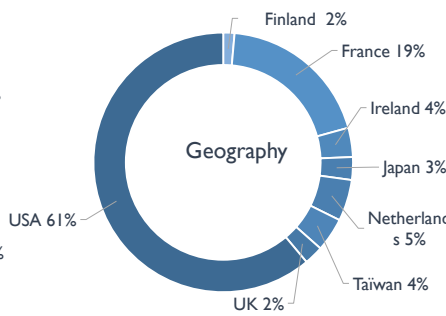
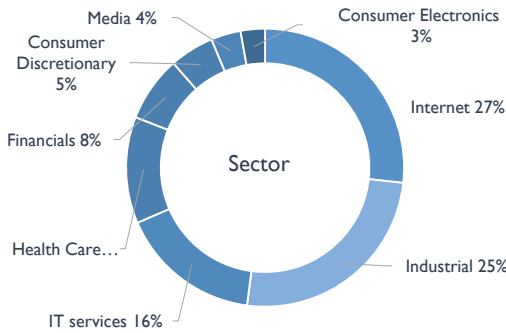
Performance data expressed in EUR.

Source : Bloomberg et SCParis

Performances
KPI

	Fund	Index		Fund	Index
1 month	2.40%	3.32%	Weekly annualized volatility	16.4%	16.1%
YTD	10.96%	9.87%	Sharpe ratio - 1Y	1.86	2.23
1 year	23.21%	24.31%	Sharpe ratio - 3Y	0.29	0.57
3 years	15.69%	26.91%	Max Drawdown	-33.0%	-33.3%
Inception	134.60%	123.25%	Active share	82.1%	
ITD Annualised	11.60%	10.90%			

Please see risks and other important information on the last page


Classification of sectors defined by Square Capital

The data on the positions held are provided for information purposes only, are subject to change and constitute neither a recommendation to buy nor a recommendation to sell the securities displayed.

Top 10 holdings (% of NAV)

Company	% NAV
MICROSOFT	8.04%
ALPHABET	7.59%
AMAZON	5.71%
THERMO FISHER	5.40%
LVMH	4.82%
ASML	4.81%
DANAHER	4.76%
SAFRAN	4.63%
S&P GLOBAL	4.01%
TSMC	3.92%

Best performers

Monthly in local currency	Performance	Contribution
ALPHABET	9.01%	0.64%
SAFRAN	8.44%	0.38%
NVIDIA	14.21%	0.33%

Bottom performers

Monthly in local currency	Performance	Contribution
ADOBE INC	-9.94%	-0.36%
DASSAULT SYSTEMES	-4.97%	-0.18%
DANAHER	-1.35%	-0.06%

Concentration

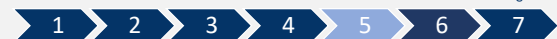
Number of positions	24
Top 10 positions weight	54%
Top 15 positions weight	71%

Source : SCParis
Summary

Asset manager : Square Capital Paris SAS **Investment advisor :** Square Capital LLP
Management company : Edmond de Rothschild Asset Management (Luxembourg)
Custodian : Edmond de Rothschild (Europe)
SICAV : Forum One
Valuation : Daily
SIR conditions : Every working day at 3:00 pm CET
French Financial Authority Classification : Global stocks
Affectation of distributable income : Total capitalisation
Norm : UCITS V
Management fees institutional class : 1.2% - **Retail class :** 2.00%
Overperformance fees : 10% of the performance over the benchmark if performance is positive. Subject to "High Water Mark"

SRI

Lower risk


SFDR article 8

Higher risk

The SRI indicator represents the risk profile of the PRIIPS Key Information Document. The risk indicator assumes that you hold the product for 5 years. The actual risk may be very different if you opt to exit before the end of the recommended holding period. The risk category is not guaranteed and may change during the

Currency exposure : 40% maximum

Rating :
 Morningstar ★★★

Share Class I - EUR : LU1377390460
Share Class I - USD : LU1476758443

Currency : Euro

 Ranking in % within the category
 Morningstar Sustainability ★★★★★

Share Class R - EUR : LU1377390031
Share Class R - USD : LU1476758104

Please see risks and other important information on the last page

This document has been prepared by the fund manager and is of a commercial nature. Its purpose is to provide simplified information on the fund's characteristics and does not constitute an offer of advice or purchase.

Before subscribing, please refer to the legal information documents (prospectus, annual reports and DICI), which you can obtain free of charge from the fund manager or from the management company.

Préalablement à toute souscription, il convient de se reporter aux documents d'information légaux (Prospectus, rapports annuels et DICI) que vous pouvez obtenir gratuitement auprès du gestionnaire et ou auprès de la société de gestion.

Monthly review

European and American stock markets recorded a 5th consecutive month of gains in March, driven by very positive overall economic data. US employment figures released at the beginning of the month were solid, and inflation stagnated on both sides of the Atlantic.

Megatrends Champions (part I EUR) was up +2.40% in March and +10.95% since January 1, 2024.

The three biggest contributors to the March's performance were **Alphabet** (+9.0%), **Safran** (+8.4%), and **Nvidia** (+14.2%).

Alphabet, Google's parent company, bounced back strongly after a disappointing start to the year caused by the multiple errors of its Gemini artificial intelligence model and the slight deceleration of its search engine division. Comments made by the management on Gemini and negotiations between Apple and Google on the integration of Gemini into future iPhone software updates reassured investors. Alphabet should benefit greatly from the rise of AI and its integration into its ecosystem: Google Search, Google Maps, Google Workspace, Google Cloud, Youtube... The market is focusing on AI and sidelining other growth drivers, such as the Cloud. This division, which has only been profitable for a year, should see its margins increase considerably over the next few years. We took advantage of the stock's underperformance at the start of the year to strengthen our position.

Safran, the world leader in narrowbody aircraft engines, was boosted by a record number of orders from Airbus and Boeing, despite repeated problems at the American aircraft manufacturer. The French giant also benefited by the health of General Electric, with whom it shares the CFM joint venture for engine production.

Nvidia unveiled its latest graphics card at its annual technology conference. Named Blackwell, it is 4 times more powerful and 20 times more energy-efficient than the latest H100 model. Nvidia once again demonstrated its position as a pioneer in the development of artificial intelligence. We continued to build on this position in March.

Among the main negative contributions were **Adobe** (-9.94%) and **Dassault Systèmes** (-4.97%).

OpenAI, the company behind ChatGPT, presented its new Sora generative artificial intelligence model in March, capable of creating a video, realistic or imaginary, from a script, and potentially threatening **Adobe's** dominant position in this field. The demonstration was indeed impressive and raises fears of a disruption of several businesses such as digital marketing. We remain attentive to the impact of these innovations on our portfolio companies. However, we believe that Adobe is and will be a beneficiary of AI. Indeed, Adobe is already integrating it into its software suite, making it more powerful. And the more videos are generated on platforms like Sora, the more tools will be needed to edit them.

Dassault Systèmes posted its second consecutive month in the red, after being sanctioned in February for results deemed disappointing. We will be closely monitoring the publication of its quarterly results at the end of April.

The opinions expressed in this document are believed to be accurate at the time of preparation, do not have the status of independent research and should not be considered as an investment recommendation. Any reference to specific companies does not constitute a recommendation to invest directly in their securities. The composition of the portfolio is subject to change without notice. Past performance is not a guide to future performance.

MARCH MOVEMENTS

INCREASED

NVIDIA
ALPHABET
MOODY'S



DECREASED

DANAHER
TSMC
INTERTEK GROUP PLC



BOUGHT



SOLD



Contact



Square Capital Paris SAS
10 avenue de Messine
75008 Paris



mtc@squarecapitalgroup.com



www.squarecapitalgroup.com



UK
+44 203 769 7525



France
+33 1 87 44 86 22



Monaco
+377 92 00 10 90

Disclaimer

Confidential

This is a marketing communication. Please refer to the fund prospectus and to the PRIIPS KID before making any final investment decisions. The Prospectus, the PRIIPS KID, the UCITS KIID (UK investors), the latest annual and interim reports and any country specific addendums can be obtained free of charge from the Investment Manager. The prospectus is available on: <https://fr.squarecapitalgroup.com/asset-management>.

"Article 8" products promote social or environmental characteristics and may invest in sustainable investments, but do not have a sustainable investment objective. The prospectus is available at: <https://fr.squarecapitalgroup.com/asset-management>.

The investment services to which this document relates are only available to the persons mentioned above and other persons should not act or rely on this document. The presentation is provided for informational purposes only and does not constitute or form part of an offer to issue or sell, or a solicitation to buy or invest in, any investment or investment vehicle or be relied upon in connection with any contract to do so.

The information and opinions contained in this presentation are for information purposes only and do not purport to be complete or exhaustive. No reliance may be placed for any purpose on the information or opinions contained in this document or on their accuracy or completeness. No representation, guaranty or engagement, express or implied, is given as to the accuracy or completeness of the information or opinions contained in the document and Square Capital accepts no responsibility for the accuracy or completeness of such information or opinions.

The MSCI information may only be used for your internal use, may not be reproduced or disseminated in any form and may not be used as a basis for or a component of any financial instruments or products or indices. None of the MSCI information is intended to constitute investment advice or a recommendation to make (or refrain from making) any kind of investment decision and may not be relied on as such. Historical data and analysis should not be taken as an indication or guarantee of any future performance analysis, forecast or prediction. The MSCI information is provided on an "as is" basis and the user of this information assumes the entire risk of any use made of this information. MSCI, each of its affiliates and each other person involved in or related to compiling, computing or creating any MSCI information (collectively, the "MSCI Parties") expressly disclaims all warranties (including, without limitation, any warranties of originality, accuracy, completeness, timeliness, non-infringement, merchantability and fitness for a particular purpose) with respect to this information. Without limiting any of the foregoing, in no event shall any MSCI Party have any liability for any direct, indirect, special, incidental, punitive, consequential (including, without limitation, lost profits) or any other damages. (www.msci.com)

Square Capital Paris SAS - Portfolio Management Company approved by the AMF under GP-202164